

# 2021 PROVINCIAL PRODUCT ACCOUNTS OF THE CITY OF LAPU-LAPU

## At Constant 2018 Prices

City of Lapu-Lapu  
**Ranks 5th**

in terms of share to the  
GRDP of Central Visayas

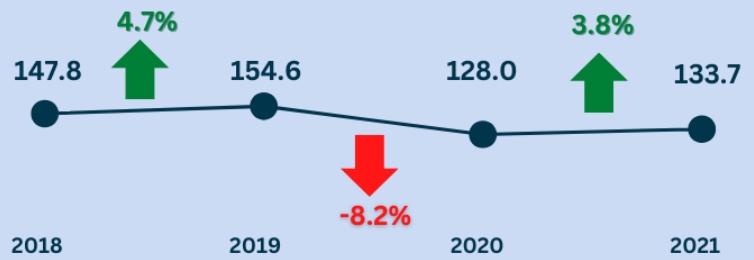
**11.2%**

Percent Share to the Total Economy of  
Central Visayas

**PHP 133.7 BILLION**  
Gross City Domestic Product (GCDP)



Performance of the Economy from 2018 to 2021, in Billion PHP



### Percent Share by Major Industry

**0.4%**  
Agriculture, forestry  
and fishing

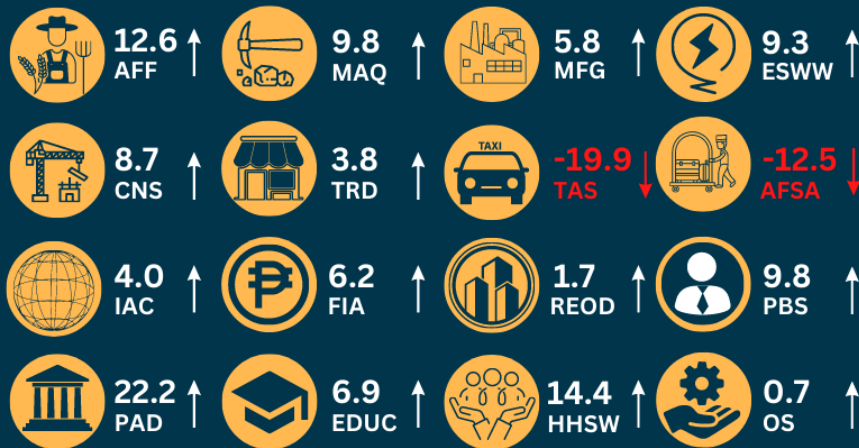
**57.5%**  
Industry

**42.2%**  
Services

Per Capita GCDP

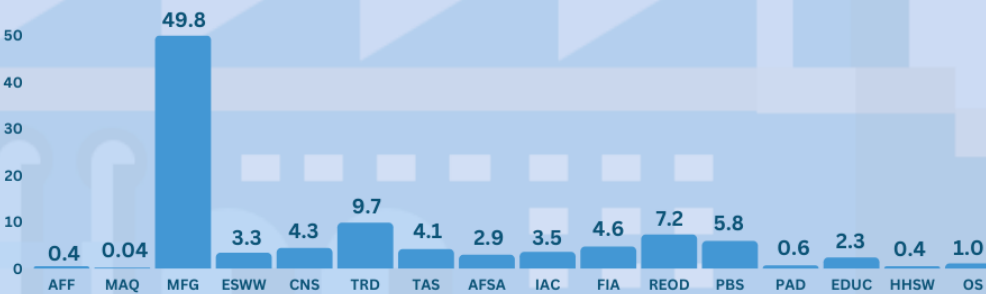

**281,936**

### Growth Rates by Industry in percent



### Percent Share by Industry

### Top 3 Contributors to the GCDP Growths in percentage points



AFF - Agriculture, forestry, and fishing  
MAQ - Mining and quarrying  
MFG - Manufacturing  
ESWW - Electricity, steam, water and waste management  
CNS - Construction  
TRD - Wholesale and retail trade; repair of motor vehicles and motorcycle  
TAS - Transportation and storage  
AFSA - Accommodation and food service activities

IAC - Information and communication  
FIA - Financial and insurance activities  
REOD - Real estate and ownership of dwellings  
PBS - Professional and business services  
PAD - Public administration and defense; compulsory social activities  
EDUC - Education  
HHSW - Human health and social work activities  
OS - Other services