

# MEN & WOMEN SQUIJOR



**Total Population**  
 as of 01 May 2020 **103,395**

**Population Density**  
 2020 CPH

**306**  
 persons per  
 sq. km.

## VITAL EVENTS



### BIRTH

#### PLACE OF OCCURRENCE

Increased by **2.2%**  
 from 2019 to 2020



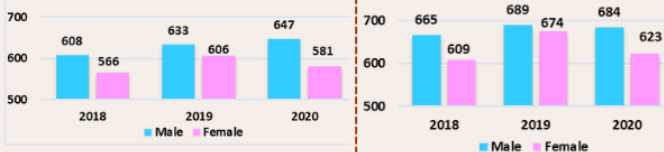
#### USUAL RESIDENCE

**0.7%**  
 decrease  
 from 2019 to 2020

Declined by **4.1%**  
 from 2019 to 2020



**7.6%**  
 decrease  
 from 2019 to 2020

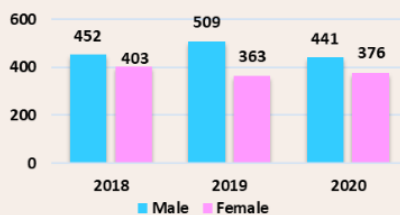


Majority of live births either by place of occurrence or usual residence of mother in the Province of Siquijor from 2018 to 2020 were males ♂



### DEATH

Male deaths by usual residence was higher compared to female deaths from 2018 to 2020



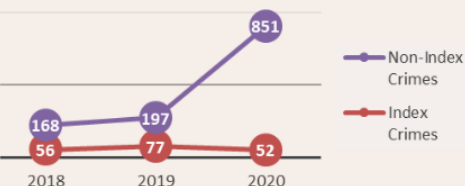
declined by **13.4%**  
 from 2019 to 2020

increased by **3.6%**  
 from 2019 to 2020



## PEACE AND ORDER

Number of Non-Index Crimes in the province rose in 2019 by **17.3%** and **332%** in 2020



### VIOLENCE AGAINST WOMEN

#### CASES

	2018	2019	2020
Enrique Villanueva	0	4	5
Larena	6	8	2
Lazi	8	16	19
Maria	3	9	3
San Juan	1	3	4
Siquijor	11	13	19

#### TOP 3 OFFENCES

- 1 Anti-Violence Against Women and their Children Act of 2004 - RA 9262
- 2 Anti-Child Abuse Law - RA 7610
- 3 Act of Lasciviousness - RPC Art. 336