

CITY OF LAPU-LAPU

Year-on-Year Inflation Rates, All Items in Percent, (2018 = 100)

FEBRUARY 2023

FEBRUARY 2022

JANUARY 2023



Inflation rate is the rate of change or the year-on-year change of CPI. It is interpreted in terms of declining purchasing power of peso.

Purchasing Power of Peso (PPP) FEBRUARY 2023




Purchasing Power of the Peso (PPP) shows how much peso in the base period is worth in the current period. It is computed as the reciprocal of the CPI for the period under review multiplied by 100.

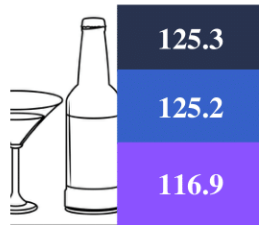
Consumer Price Index (CPI) is an indicator of the change in the average retail prices of a fixed basket of goods and services commonly purchased by households relative to a base year.

Consumer Price Index for All Income Households by Commodity Group, **City of LAPU-LAPU** (2018 = 100)

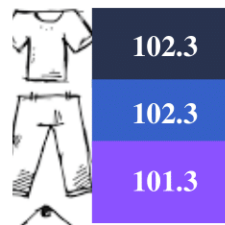
Food and Non-Alcoholic Beverages



Alcoholic Beverages and Tobacco




Clothing and Footwear



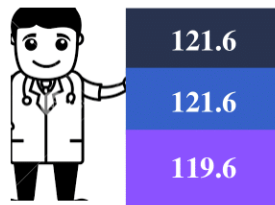
Housing, Water, Electricity, Gas, and Other Fuels



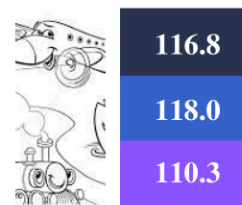
Furnishings, Household Equipment, and Routine Household Maintenance



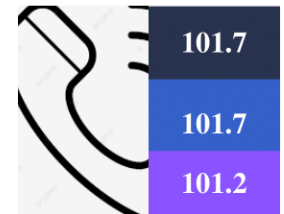
Health



Transport




Information and Communication




Recreation, Sport and Culture




Education Services




Restaurants and Accommodation Services



Financial Services



Personal Care, and Miscellaneous Goods and Services



LEGEND:



Released date: 14 March 2023
Reference No.: 2023-IG22-002