

CONSUMER PRICE INDEX

INFLATION RATE AND PURCHASING POWER OF PESO

CEBU CITY

FEBRUARY 2023 (2018=100)

CPI FOR ALL ITEMS

110.7



This means that if you spent 100 pesos on goods and services in 2018, the same goods and services will cost you 110.7 pesos in February 2023.

Consumer Price Index (CPI)

An indicator of the change in the average retail prices of a fixed basket of goods and services commonly purchased by households relative to a base year.

INFLATION RATE

Annual rate of change, or the year-on-year change of the CPI expressed in percent.

FEBRUARY 2023
5.7%

PURCHASING POWER OF PESO














0.90

A peso in 2018 is worth 90 centavos in FEBRUARY 2023

The Purchasing Power of Peso (PPP) shows how much the peso in the base period is worth in the current period.

Consumer Price Index (CPI) by Commodity Group

	Financial Services	144.2		Personal Care, and Miscellaneous Goods and Services	110.1
	Alcoholic Beverages and Tobacco	127.8		Education Services	104.1
	Furnishings, Household Equipment and Routine Household Maintenance	126.9		Housing, Water, Electricity, Gas and other Fuels	109.5
	Health	121.0		Restaurants and Accommodation Services	103.1
	Transport	119.9		Information and Communication	103.0
	Food and Non-Alcoholic Beverages	111.5		Recreation, Sport and Culture	101.6
				Clothing and Footwear	101.3

