



## City of Cebu

### INFLATION RATE

March 2023    February 2023    March 2022

**4.3%**

**5.7%**

**1.9%**

Inflation rate is the rate of change or the year-on-year change of CPI. It is interpreted in terms of declining purchasing power of peso.















### PURCHASING POWER OF PESO (PPP)

**0.91**

Purchasing Power of the Peso (PPP) shows how much peso in the base period is worth in the current period. It is computed as the reciprocal of the CPI for the period under review multiplied by 100.

### Consumer Price Index for All Households by Commodity Group, City of Cebu ( 2018 = 100 )

**March 2023 CPI for All Items**  
**110.3**

	March 2023	February 2023	March 2022
 <b>Food and Non-Alcoholic Beverages</b>	<b>110.5</b>	<b>111.5</b>	<b>105.2</b>
 <b>Alcoholic Beverages and Tobacco</b>	<b>130.1</b>	<b>127.8</b>	<b>117.4</b>
 <b>Clothing and Footwear</b>	<b>101.3</b>	<b>101.3</b>	<b>101.2</b>
 <b>Housing, Water, Electricity, Gas and Other</b>	<b>109.3</b>	<b>109.5</b>	<b>101.7</b>
 <b>Fuels</b>	<b>109.3</b>	<b>109.5</b>	<b>101.7</b>
 <b>Furnishing, Household Equipment and Routine Household Maintenance</b>	<b>127.2</b>	<b>126.9</b>	<b>120.7</b>
 <b>Health</b>	<b>121.7</b>	<b>121.0</b>	<b>118.4</b>
 <b>Transport</b>	<b>119.1</b>	<b>119.9</b>	<b>118.3</b>
 <b>Information and Communication</b>	<b>103.0</b>	<b>103.0</b>	<b>101.5</b>
 <b>Recreation, Sport and Culture</b>	<b>101.6</b>	<b>101.6</b>	<b>100.2</b>
 <b>Education Services</b>	<b>104.1</b>	<b>104.1</b>	<b>102.6</b>
 <b>Restaurants and Accommodation</b>	<b>103.1</b>	<b>103.1</b>	<b>102.7</b>
 <b>Financial Services</b>	<b>144.2</b>	<b>144.2</b>	<b>144.2</b>
 <b>Personal Care and Miscellaneous Goods and Services</b>	<b>110.1</b>	<b>110.1</b>	<b>106.6</b>

*Consumer Price Index (CPI) is an indicator of the change in the average retail prices of a fixed basket of goods and services commonly purchased by households relative to a base year.*

Released Date: 20 April 2023  
 Reference No.: 2023-IG22-007

