

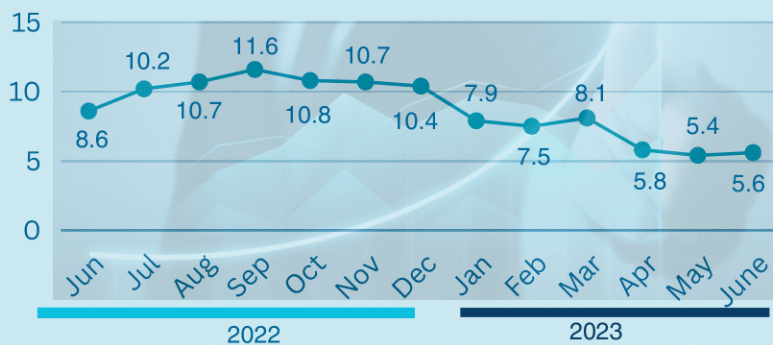


# PROVINCE of CEBU CONSUMER PRICE INDICES (CPI)

## June 2023 (2018 = 100)



### Inflation Rate from June 2022 to June 2023



# 5.6

June 2023 Inflation Rate

Major Contributor to the Deceleration of June Inflation

### Transport



June 2022 **30.5**

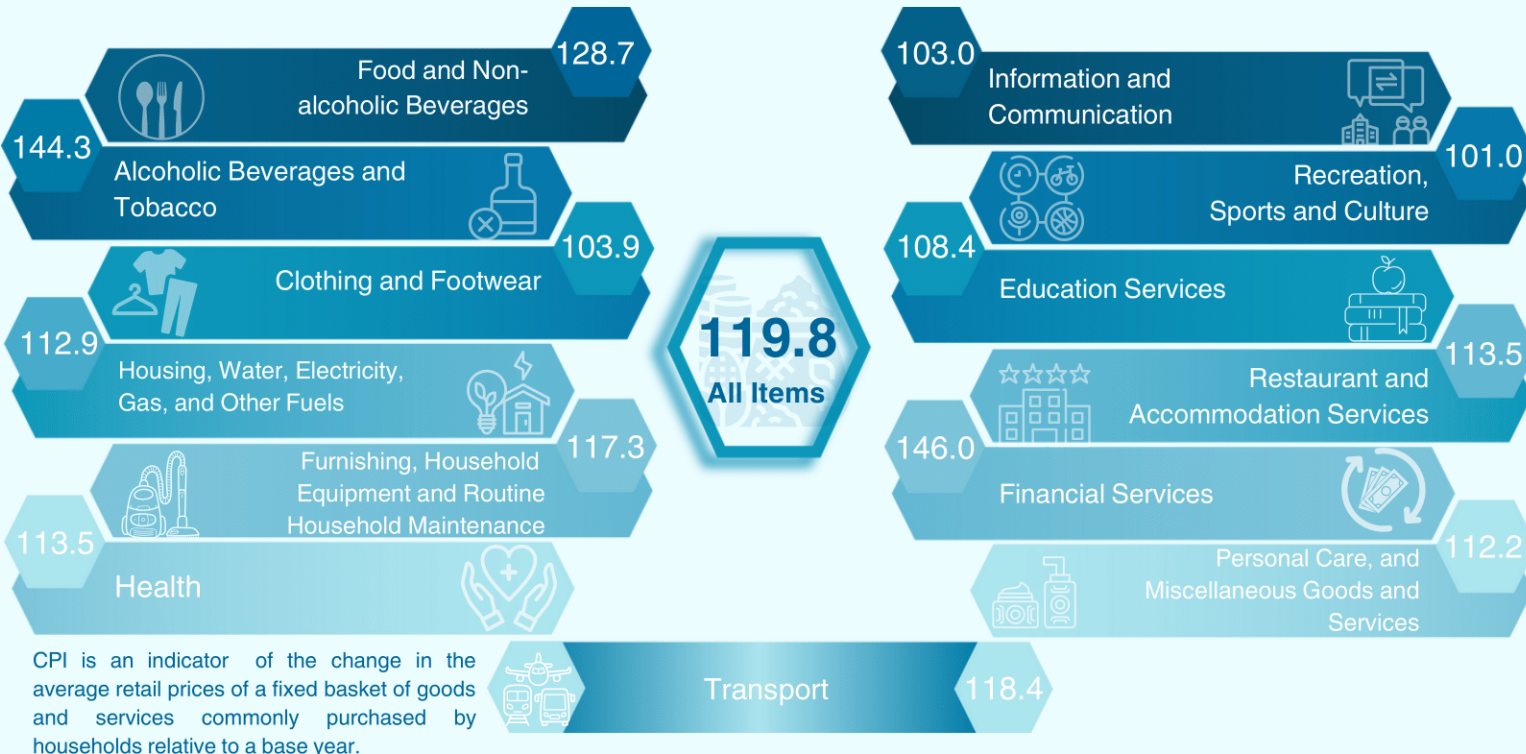
June 2023 **-7.4**



# 5.4

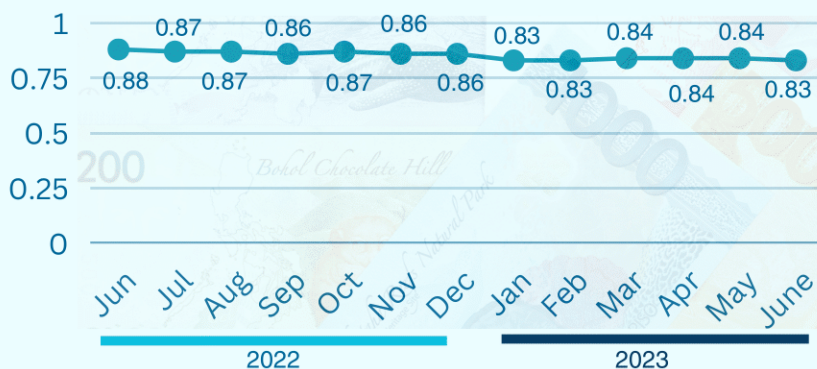
May 2023 Inflation Rate

Inflation Rate is the rate of change or the year-on-year change of CPI. It is interpreted in terms of declining purchasing power of peso.



CPI is an indicator of the change in the average retail prices of a fixed basket of goods and services commonly purchased by households relative to a base year.

### PPP from June 2022 to June 2023



# 0.83

June 2023 PPP

PPP shows how much peso in the base period is worth in the current period. It is computed as the reciprocal of the CPI for the period under review multiplied by 100.

# 0.84

May 2023 PPP

CPI, Inflation Rates, and PPP for All Income Households in Cebu are Posted at <https://openstat.psa.gov.ph/Database/Prices/Price-Indices>



<https://rso07.psa.gov.ph/Cebu>



@PsaCebu



2/F Martina Sugbo Center P. Burgos St. San Roque, Cebu City, Cebu

Released date: 17 May 2023



[cebu@psa.gov.ph](mailto:cebu@psa.gov.ph)



[facebook.com/PsaCebu](https://facebook.com/PsaCebu)



(032)-255-6187

Reference No: 2023-IG-22-018