

### ◆◆◆ INFLATION RATE for ALL INCOME HOUSEHOLDS

	August 2022	July 2023	August 2023	
<b>CITY of LAPU-LAPU</b>	<b>3.0</b>	<b>2.1</b>	<b>2.9</b>	↑
CEBU	10.7	4.6	2.5	↓
CITY of CEBU	3.2	2.9	4.0	↑
CITY of MANDAUE	3.9	2.5	3.0	↑

Note: Increase ↑ / decrease ↓ relative to July 2023 Inflation

### MAIN SOURCES OF ACCELERATION ↑◆◆◆



**Transport**

Inflation for July 2023

**-7.0**

Inflation for August 2023

**-0.4**

% Share to Uptrend in Inflation

**56.1**



**Food and Non-alcoholic Beverages**

**4.3**

**5.0**

**27.5**



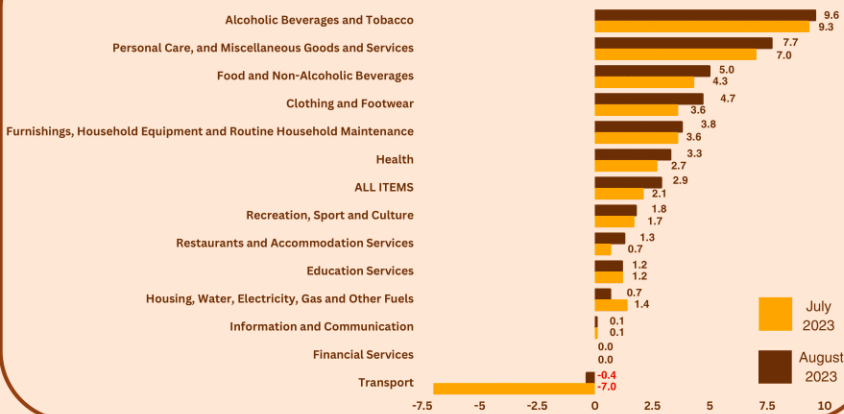
**Restaurant and Accommodation Services**

**0.7**

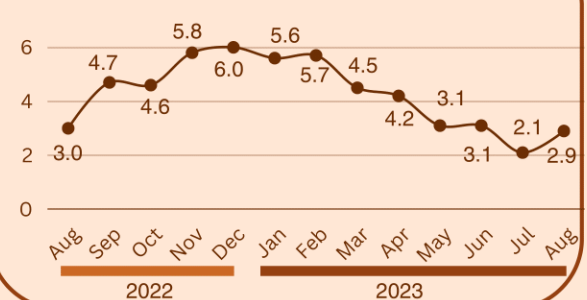
**1.3**

**7.4**

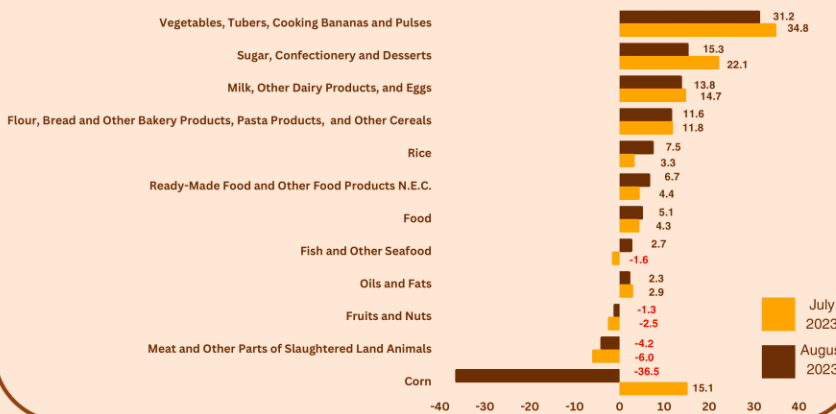
### ◆◆ Inflation Rates by Commodity Group



### Inflation Rate from August 2022 to August 2023



### ◆◆ Inflation Rates by Food Group



**DID YOU KNOW?**



Financial Services has the highest Consumer Price Index at 145.7.

CPI is an indicator of the change in the average retail prices of a fixed basket of goods and services commonly purchased by households relative to a base year.

INTERESTING FACT

CPI, Inflation Rates, and PPP for All Income Households in Cebu are Posted at <https://openstat.psa.gov.ph/Database/Prices/Price-Indices>