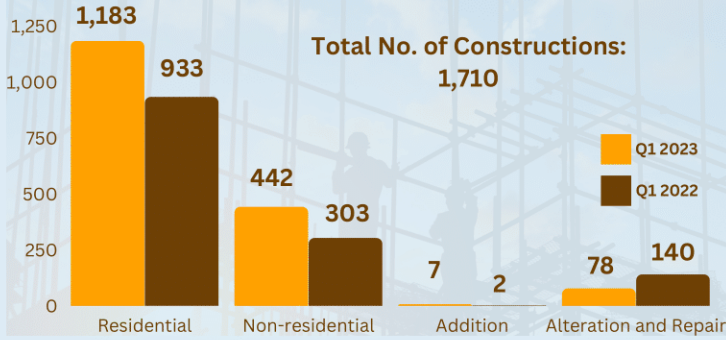
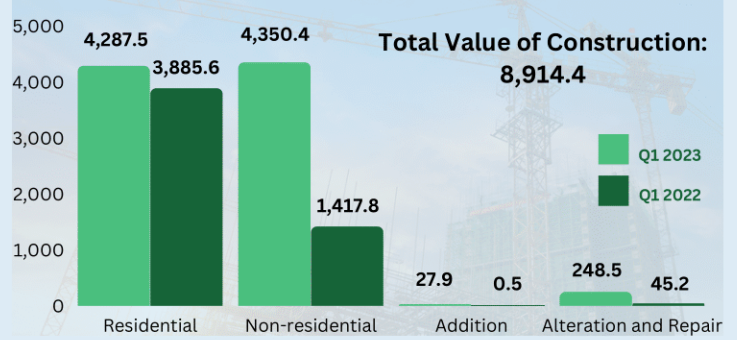


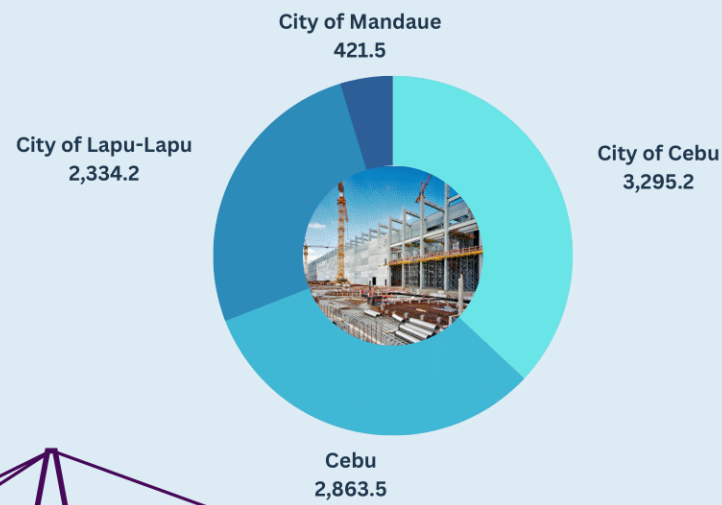
## TOTAL NUMBER of CONSTRUCTIONS



## TOTAL VALUE of CONSTRUCTIONS (in million)



## VALUE of CONSTRUCTION per DOMAIN (in million)



DOMAIN	Annual Growth Rate (%)	Share to Total (%)	Top Contributing Building Type
CITY of CEBU	15.9	37.0	Residential Building contributed Php2.0bn or a share of 59.7%
CEBU	90.9	32.1	Residential Building contributed Php1.9bn or a share of 67.5%
CITY of LAPU-LAPU	1,163.8	26.2	Non-residential Building contributed Php2.0bn or a share of 87.0%
CITY of MANDAUE	-48.7	4.7	Non-residential Building contributed Php298mn or a share of 70.7%

### RESIDENTIAL BUILDING CONSTRUCTION

- SINGLE HOUSE**  
No. of Construction: 1,101  
Value of Construction: PhP2.4bn  
Floor Area: 157,225  
Ave. Cost/sq.m.: PhP15,282
- DUPLEX/QUADRUPLEX**  
No. of Construction: 10  
Value of Construction: PhP10.2mn  
Floor Area: 1,226  
Ave. Cost/sq.m.: PhP8,297
- APARTMENT/ACCESSORIA**  
No. of Construction: 70  
Value of Construction: PhP265mn  
Floor Area: 18,791  
Ave. Cost/sq.m.: PhP14,104
- RESIDENTIAL CONDOMINIUM**  
No. of Construction: 1,10  
Value of Construction: PhP2.4bn  
Floor Area: 157,225  
Ave. Cost/sq.m.: PhP15,282
- OTHER RESIDENTIAL**  
No. of Construction: 1,101  
Value of Construction: PhP2.4bn  
Floor Area: 157,225  
Ave. Cost/sq.m.: PhP15,282

### NON-RESIDENTIAL BUILDING CONSTRUCTION

- COMMERCIAL**  
No. of Construction: 314  
Value of Construction: PhP2.2bn  
Floor Area: 222,236  
Ave. Cost/sq.m.: PhP9,836
- INDUSTRIAL**  
No. of Construction: 85  
Value of Construction: PhP1.7bn  
Floor Area: 206,368  
Ave. Cost/sq.m.: PhP8,430
- INSTITUTIONAL**  
No. of Construction: 39  
Value of Construction: PhP411.1mn  
Floor Area: 32,058  
Ave. Cost/sq.m.: PhP12,824
- AGRICULTURAL**  
No. of Construction: 3  
Value of Construction: PhP13.6mn  
Floor Area: 1,651  
Ave. Cost/sq.m.: PhP8,248
- OTHER NON-RESIDENTIAL**  
No. of Construction: 1  
Value of Construction: PhP78k