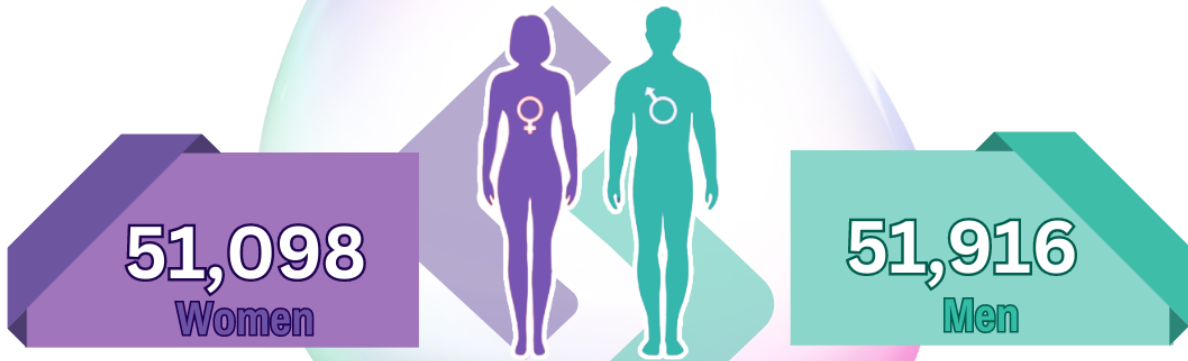
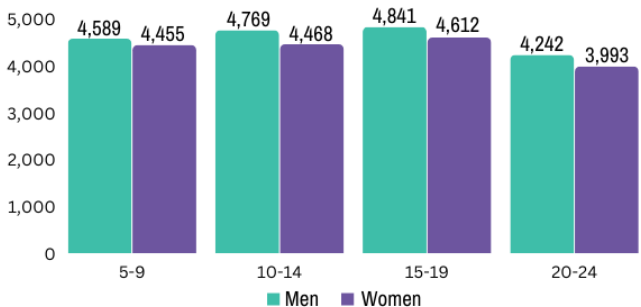


WOMEN MEN in Siquijor



The household population of the Province of Siquijor based on the 2020 Census of Population and Housing was recorded at 103, 014 representing the 99.6 percent of the total population of 103, 395. Of the 103, 014 household population in Siquijor, 51, 916 were males while 51, 098 were females.

School Age Population by Age Group in Siquijor, 2020

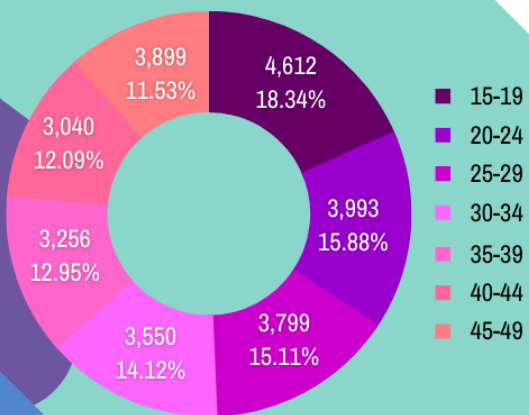


Sex Ratio



In 2020, males made up of 50.40 percent of Siquijor's household population while female made up the remaining 49.60 percent. This means that there were 102 males for every 100 females.

Women in reproductive Age in Siquijor, 2020



Household Population by Sex in Siquijor, 2020

