



CENTRAL VISAYAS

INFLATION RATE FOR ALL INCOME HOUSEHOLDS, MAY 2024 (2018=100)

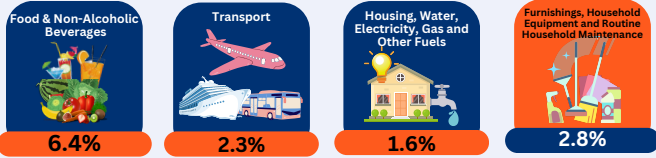
Inflation Rate is equivalent to a decline in the purchasing power of the peso. It is the change in the Consumer Price Index over a specific period of time (usually a month or a year). The 2018=100 means the base year or base period at which the index is set to 100.



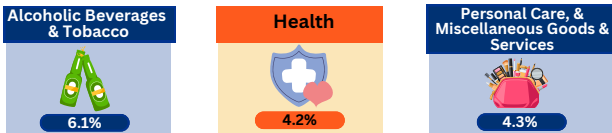
Headline or overall Inflation in Central Visayas accelerated to

↑ 4.0% in May 2024 from 3.2 percent in April 2024.

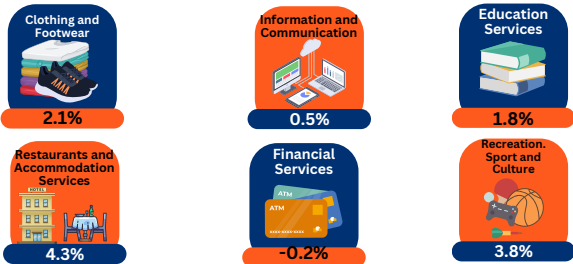
Main Drivers to the Upward Trend and Faster Annual Increases of the Regional Inflation



Slower annual increases were posted in the indices of the following commodity groups:

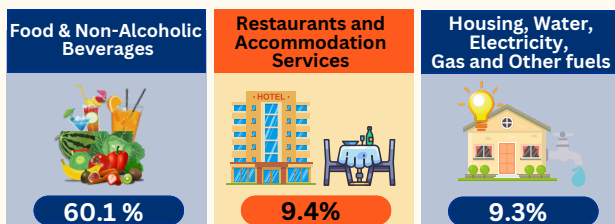


Commodity groups retained their previous month's rate:



Main Contributors to the Regional Inflation

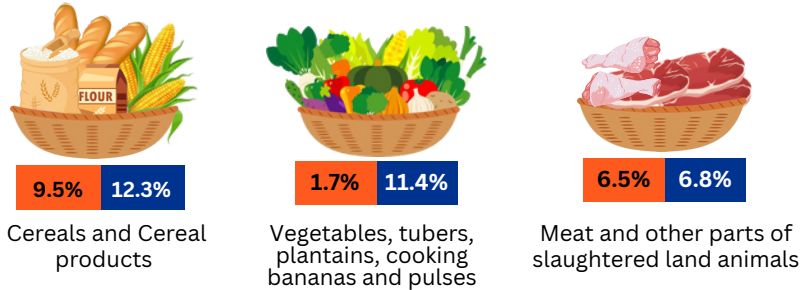
Top three contributors to the May 2024 overall inflation for All Income Households (in percent share)



FOOD INFLATION

Food inflation at the regional level rose to **6.7%** in May 2024 from **5.2 percent** in April 2024.

Main Drivers to the Upward Trend of Food Inflation



Main Contributors to the Food Inflation

The top three food groups in terms of contribution to the food inflation during the month (in percent share)



INFLATION RATE ACROSS PROVINCES

Two provinces and two HUCs recorded faster year-on-year increases this month compared to the previous month's inflation rates while Province of Negros Oriental and City of Mandaue registered a slower annual increment during the month relative to its respective April 2024 inflation rates. Meanwhile, Province of Siquior retained its previous month's rate.

