



PROVINCE OF CEBU

excluding Highly Urbanized Cities (HUC)

CONSUMER PRICE INDEX

for All Income Households

JUNE 2024 (2018 = 100)

Inflation relative to May 2024 Inflation



3.5

June 2024

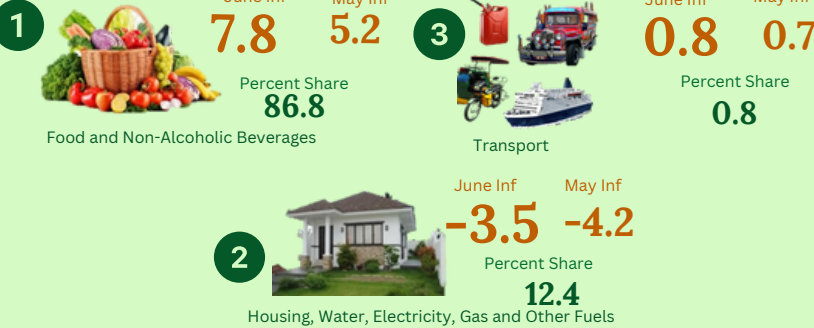
2.3

May 2024

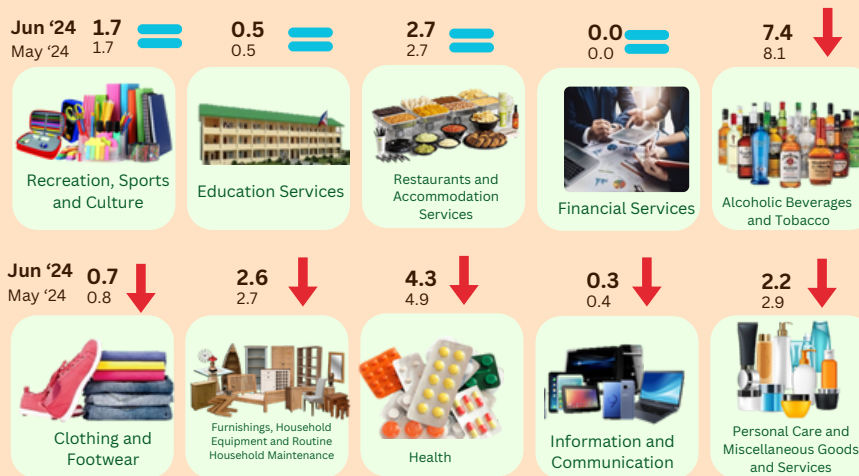
5.6

June 2023

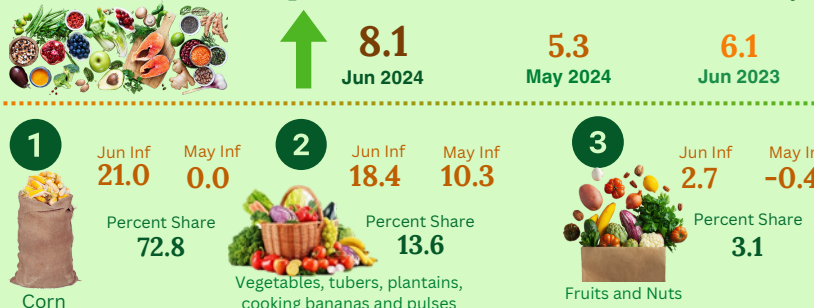
Main Drivers to the Upward Trend of Inflation



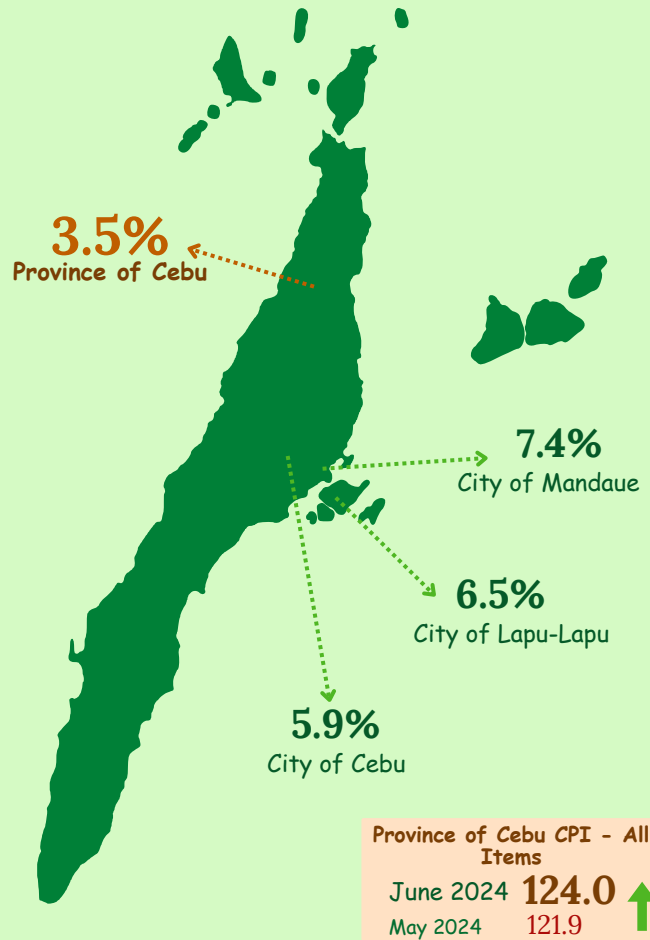
Remaining Commodity Groups Inflation Rate relative to May Inflation



Main Driver to the Upward Trend of Inflation - Food Only



Inflation Rate Across Domains in Cebu Province



Province of Cebu CPI - All Items
June 2024 **124.0** ↑
May 2024 **121.9**

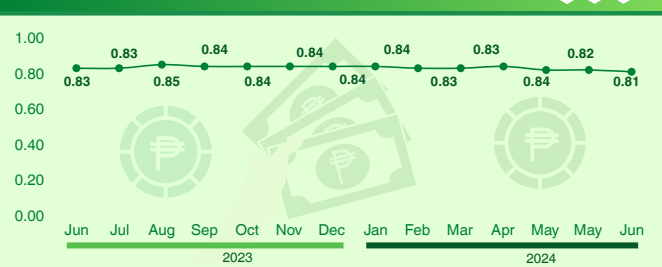
Consumer Price Index (CPI) is an indicator of the change in the average retail prices of a fixed basket of goods and services commonly purchased by households relative to a base year.

Inflation Rate from June 2023 to June 2024



Inflation Rate is the rate of change or the year-on-year change of CPI. It is interpreted in terms of declining purchasing power of peso.

Purchasing Power of Peso from June 2023 to June 2024



PPP shows how much peso in the base period is worth in the current period. It is computed as the reciprocal of the CPI for the period under review multiplied by 100.

CPI, Inflation Rates, and PPP for All Income Households in Cebu are Posted at <https://openstat.psa.gov.ph/Database/Prices/Price-Indices>