




Fisheries Data, 1st Quarter 2023



VOLUME OF MARINE PRODUCTION, SQUIJOR, 1ST QUARTER 2022 VERSUS 1ST QUARTER 2023, METRIC TONS



VOLUME OF AQUACULTURE PRODUCTION, SQUIJOR; 1ST QUARTER 2022 AND 1ST QUARTER 2023, METRIC TONS



DISTRIBUTION OF AQUACULTURE PRODUCTION BY ECOSYSTEM/TYPE, SQUIJOR; 1ST QUARTER 2023, METRIC TONS



FRESHWATER	----->	1.30
MARINE PEN	----->	1.12
BRACKISHWATER	----->	0.21
SEAWEEDS	----->	0.03

