

MARCH 2024 CONSUMER PRICE INDEX, INFLATION RATE AND PURCHASING POWER OF PESO IN SIQUIJOR

INFLATION RATE

Siquijor's inflation rate declined to **3.8%** in March 2024 which is lower by 0.2% from the previous month's record at 4.0%. Compared to the same period in 2023, this is lower by 6.3% which posted a record of 10.1%.



PURCHASING POWER OF PESO

Siquijor's purchasing power of peso rose to **0.79** in **March 2024** which is lower by 0.03 compared to the same period in March 2023 at 0.82.

0.79














CONSUMER PRICE INDEX

The same basket of goods and services worth 100.0 pesos in year 2018 is worth 127.1 pesos in **March 2024**

127.1



CPI PER COMMODITY GROUP

 130.6 Food and Non-Alcoholic Beverages	 150.3 Alcoholic Beverages and Tobacco	 122.0 Clothing and Footwear	 124.6 Housing, Water, Electricity, Gas and Other Fuels	 121.1 Health
 129.9 Transport	 100.0 Information & Communication	 103.7 Recreation Sport and Culture	 108.5 Education Services	
 125.2 Furnishings & Routine of Household Maint.	 135.5 Restaurants & Accommodation Services	 162.7 Financial Services	 114.6 Personal Care & Misc. Goods & Services	