



CENTRAL VISAYAS

INFLATION RATE FOR ALL INCOME HOUSEHOLDS, DECEMBER 2024 (2018=100)



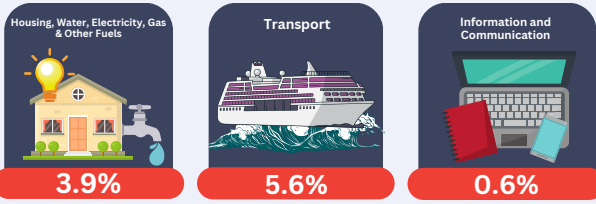
Inflation Rate is equivalent to a decline in the purchasing power of the peso. It is the change in the Consumer Price Index over a specific period of time (usually a month or a year). The 2018=100 means the base year or base period at which the index is set to 100.

All income households in Central Visayas

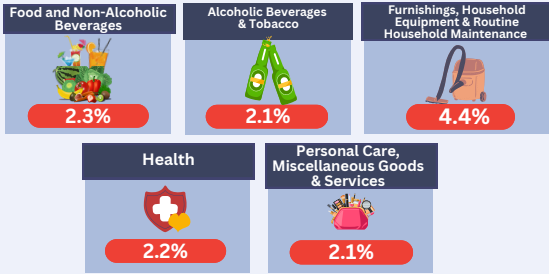
↑ accelerated to **2.9%**

compared to **November 2024.**

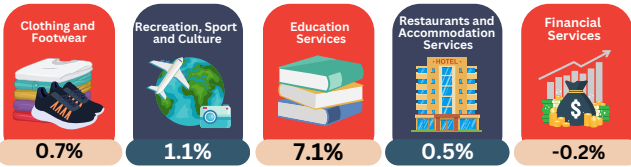
Main Drivers to the Uptrend



Slower annual increases were posted in the indices of the following commodity groups:



Commodity groups retained their previous month's rate:



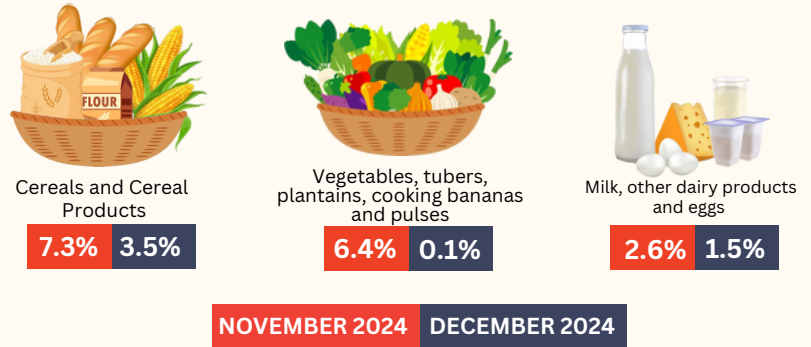
Main Contributors to the Overall Inflation (in percent share)



FOOD INFLATION

decelerated to **2.4%** in December 2024 from **4.2 percent** in November 2024.

Main Drivers to the Downtrend



Main Contributors (in percent share)



INFLATION RATES ACROSS PROVINCES

All provinces and highly urbanized cities in Central Visayas reported a faster year-on-year inflation increase compared to the previous month, except for Siquijor.

