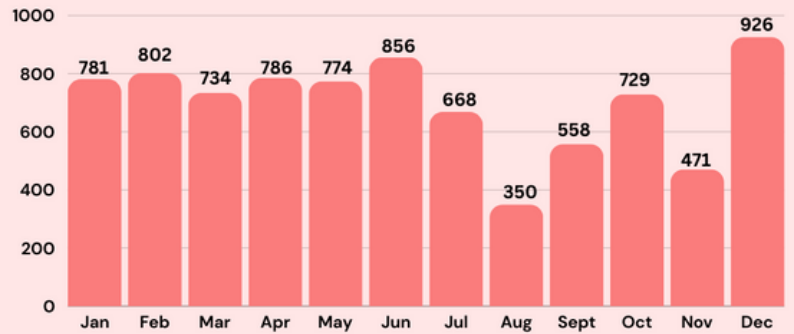




# Registered Marriages, Negros Oriental: 2022



## NUMBER OF REGISTERED MARRIAGES BY MONTH OF OCCURRENCE



↑ DECEMBER

**926**

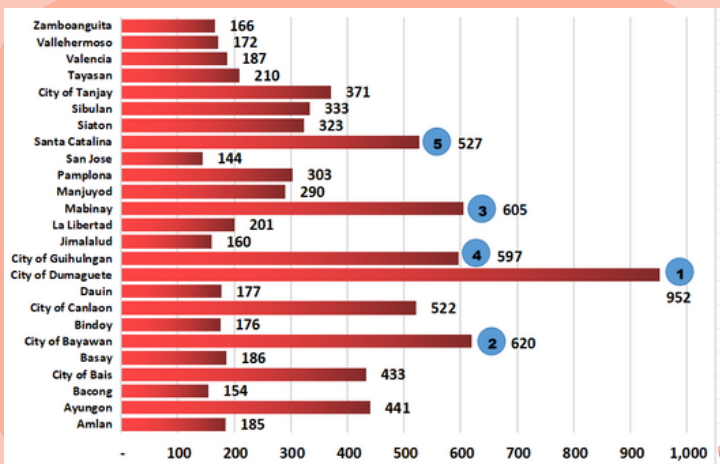
HIGHEST

↓ AUGUST

**350**


LOWEST

## Registered Marriages by Place of Occurrence



## Registered Marriages by Age Group of Male

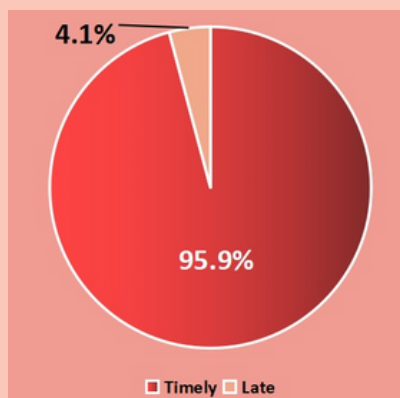
AGE GROUP	NO. OF REGISTERED MARRIAGE
Under 15	-
15-19	113
20-24	1,608
25-29	3,008
30-34	2,004
35-39	877
40-44	349
45-49	154
50-54	99
55-59	70
60 and over	153
Not Stated	-



## Top Five Cities/Municipalities with Most Registered Marriages

- 1** Dumaguete City
- 2** Bayawan City
- 3** Mabinay
- 4** Guihulngan City
- 5** Santa Catalina

## Registered Marriages by Registration Status



## Registered Marriages by Age Group of Female

AGE GROUP	NO. OF REGISTERED MARRIAGE
Under 15	-
15-19	736
20-24	2,288
25-29	2,935
30-34	1,514
35-39	547
40-44	217
45-49	89
50-54	37
55-59	39
60 and over	33
Not Stated	-

Source: Philippine Statistics Authority (Data on marriages are those registered at the Office of the City/Municipal Registrars throughout the country and submitted to the Office of the Civil Registrar General, Certificate of Marriage- Municipal Form 97)

Note: Figures are results of actual registration without any adjustment for under registration

Designed using Canva

