



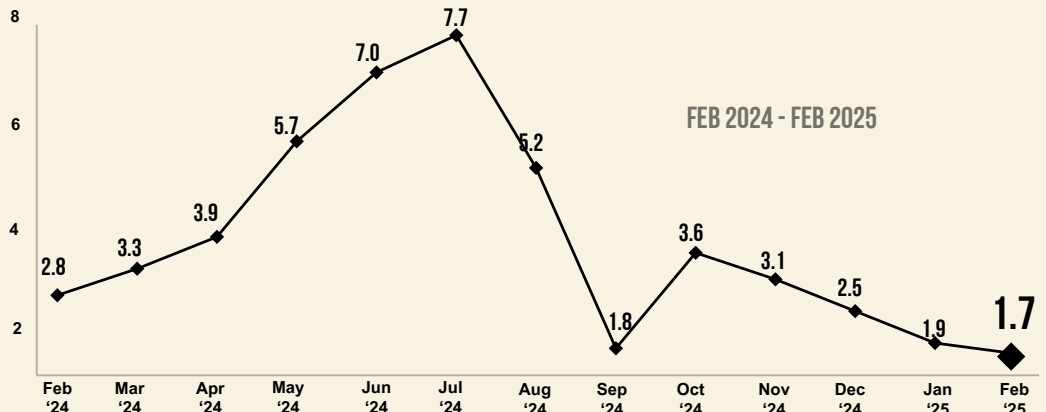
# CENTRAL VISAYAS

## INFLATION RATE FOR BOTTOM 30% INCOME HOUSEHOLDS, FEBRUARY 2025 (2018=100)

*Inflation Rate is equivalent to a decline in the purchasing power of the peso. It is the change in the Consumer Price Index over a specific period of time (usually a month or a year). The 2018=100 means the base year or base period at which the index is set to 100.*



### INFLATION RATES IN CENTRAL VISAYAS FOR THE BOTTOM 30% INCOME HOUSEHOLDS (2018=100)



Inflation for Bottom 30% Income Households in Central Visayas decelerated to

# 1.7%

### MAIN CONTRIBUTORS

(in percentage points with percentage share)


Food & Non-Alcoholic Beverages



Transport



Housing, Water, Electricity, Gas & Other Fuels


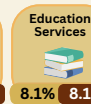



### COMMODITY GROUPS

Higher Inflation Rate



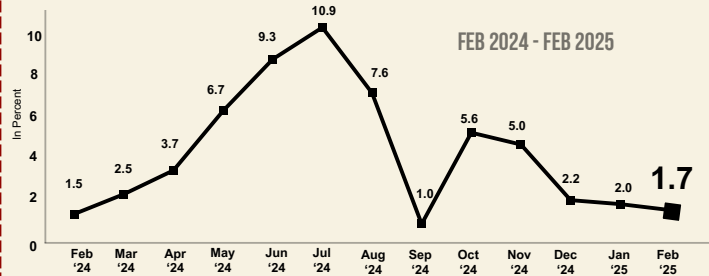
Retained Inflation Rates



JANUARY FEBRUARY

### FOOD INFLATION

decelerated to 1.7% in February 2025 from 2.0% in January 2025.



### Main Drivers to the Downtrend



### Main Contributors

(in percentage points with percentage share)

