



PROVINCE OF CEBU

excluding Highly Urbanized Cities (HUCs)

INFLATION RATE FOR ALL INCOME HOUSEHOLDS

FEBRUARY 2025 (2018=100)

Inflation Rate is equivalent to a decline in the purchasing power of the peso. It is the change in the Consumer Price Index over a specific period of time (usually a month or a year). The 2018=100 means the base year or base period at which the index is set to 100.

FEBRUARY 2025 INFLATION RATE

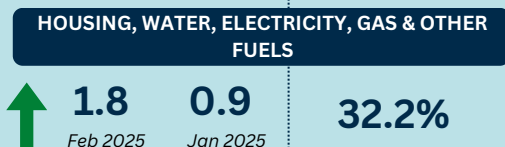
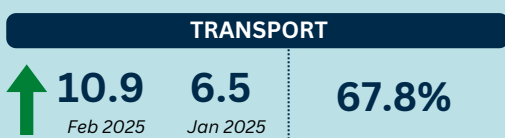


FOOD INFLATION



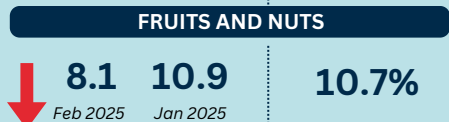
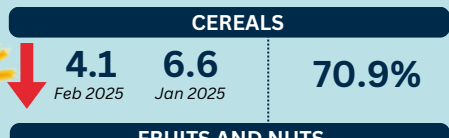
Main Drivers to the Upward Trend of Inflation

Inflation Rate Share to Uptrend



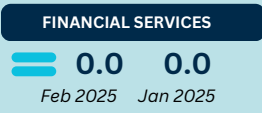
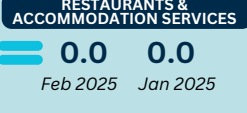
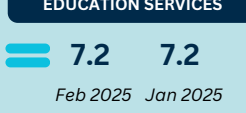
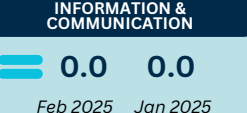
Main Drivers to the Downward Trend of Inflation (Food Only)

Inflation Rate Share to Downtrend (%)

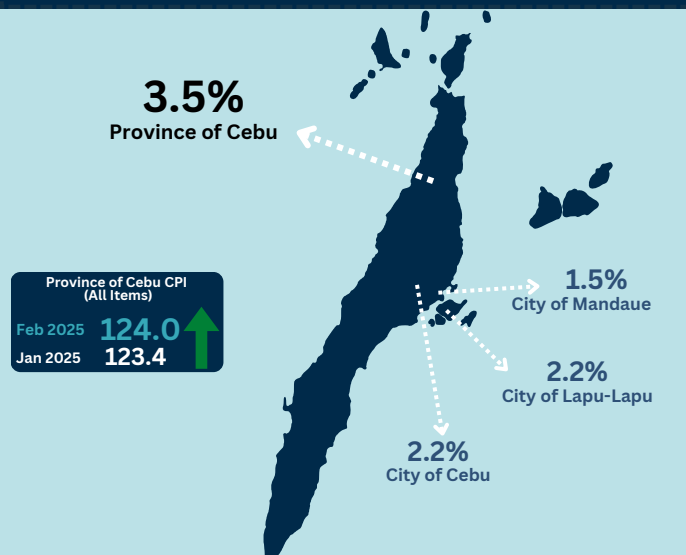


Commodity Groups Inflation Rates

Relative to January Inflation



Inflation Rate Across Domains in Cebu Province



Inflation Rate from February 2024 to February 2025

