



CITY OF LAPU-LAPU

INFLATION RATE FOR ALL INCOME HOUSEHOLDS FEBRUARY 2025 (2018=100)

Inflation Rate is equivalent to a decline in the purchasing power of the peso. It is the change in the Consumer Price Index over a specific period of time (usually a month or a year). The 2018=100 means the base year or base period at which the index is set to 100.

FEBRUARY 2025 INFLATION RATE



FOOD INFLATION



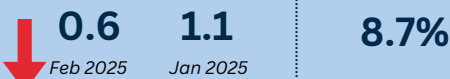
Main Drivers to the Downward Trend of Inflation

Inflation Rate Share to Downtrend

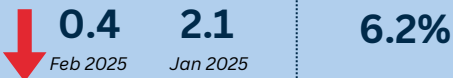
HOUSING, WATER, ELECTRICITY, GAS AND OTHER FUELS



RESTAURANTS & ACCOMMODATION SERVICES



CLOTHING AND FOOTWEAR



Main Drivers to the Upward Trend of Inflation (Food Only)

Inflation Rate Share to Uptrend (%)

VEGETABLES, TUBERS, PLANTAINS, COOKING BANANAS AND PULSES



FISH AND OTHER SEAFOOD



OILS AND FATS



Commodity Groups Inflation Rates

Relative to January Inflation

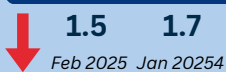
TRANSPORT



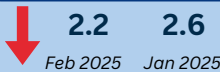
ALCOHOLIC BEVERAGES & TOBACCO



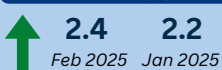
HEALTH



RECREATION, SPORTS & CULTURE



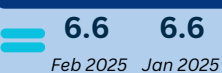
FOOD AND NON-ALCOHOLIC BEVERAGES



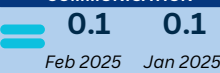
PERSONAL CARE & MISCELLANEOUS GOODS & SERVICES



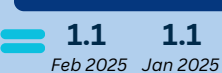
FURNISHINGS, HOUSEHOLD EQUIPMENT & ROUTINE HOUSEHOLD MAINTENANCE



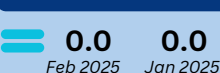
INFORMATION & COMMUNICATION



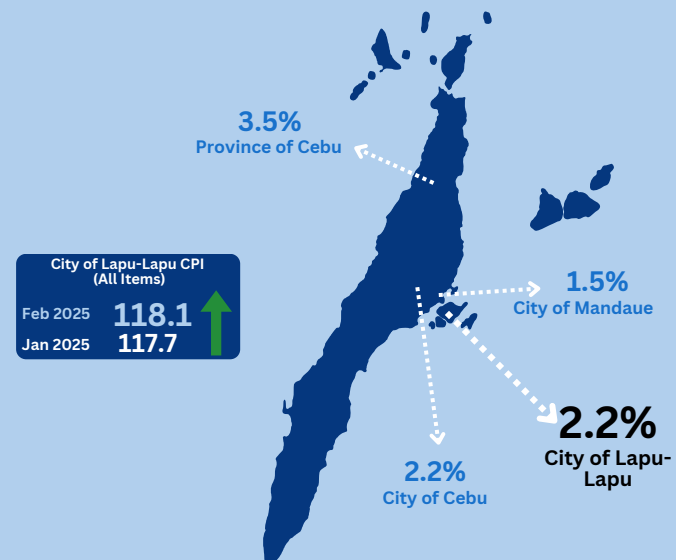
EDUCATION SERVICES



FINANCIAL SERVICES



Inflation Rate Across Domains in Cebu Province



Inflation Rate from February 2024 to February 2025

