

This file has been cleaned of potential threats.

To view the reconstructed contents, please SCROLL DOWN to next page.

Philippine Statistics Authority celebrates October 2017 as the 28th National Statistics Month (NSM)

Statistics, both its practical and theoretical aspects take center stage during the month of October as the whole country celebrates the National Statistics Month (NSM). The month-long observance is celebrated by virtue of Presidential Proclamation No. 647 issued on September 20, 1990 by then President Corazon C. Aquino, "Declaring the Month of October of Every Year as the National Statistics Month". The October 2017 celebration marks the 28th year of NSM.

This year's NSM celebration embraced the theme **"Facts and Figures for the Future: Statistics for Evidence-Based Decisions towards Ambisyon Natin 2040"**. Meanwhile, the PSA Board has issued Memorandum Circular No. 2017-12, enjoining all government agencies, academic institutions and the private sector at the national and sub-national levels to actively participate in and support in this month-long celebration.

The observance of this event aims to promote, enhance and instill nationwide awareness and appreciation on the

importance and value of statistics to the different sectors of the society. It elicits cooperation and support from the general public in upgrading the quality and standards of statistics in the country.

This year's theme reflects the important role of reliable statistics and factual information in determining appropriate strategies for tracking our progress towards "Ambisyon Natin 2040", where all Filipinos are envisioned to enjoy a "Matatag, Maginhawa at Panatag na Buhay".

To highlight the event, Regional and Provincial Offices of Philippine Statistics Authority (PSA) in Central Visayas have lined-up several activities for the celebration. Among the activities are the conduct of lecture on statistics, book display and exhibits of statistical information, mobile statistical and civil registration activities, orientation-seminars and lecture-forum on topics related to statistics. Aside from these activities, streamers banner the theme will also be displayed.

INSIDE THIS ISSUE:


<i>28th National Statistics Month</i>	1
<i>Siquijor at a glance! : 2015 POPCEN Result</i>	2
<i>DVSS Data of Siquijor; NDHS Result</i>	3
<i>PSA—Siquijor Organizational Structure</i>	4



RO Rizalyn Teodora G. Postrado conducted lecture on vital statistics at St. Isidore the Farmer School parents and teachers.



SS Joselito Maghanoy served as one of the resource speaker at Siquijor State College data forum during NSM culmination activity of the school.

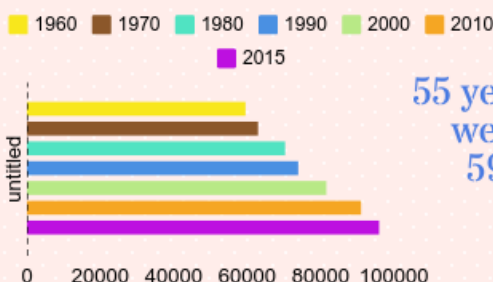


SIQUIJOR at a glance!



Based on the **2015 Census of Population**, the province of Siquijor posted a total population of **95,984** as of **August 1, 2015**. This is larger by **4,918** persons compared to its total population of **91,066** in the **2010 Census of Population and Housing**. The increase in population count from **2010 to 2015** translated to an average annual population growth rate (PGR) **1.01 percent**. This is lower than the **1.10 percent** annual PGR of the province between the census years **2000 and 2010**.

Population by census years, Siquijor, 1960 to 2015

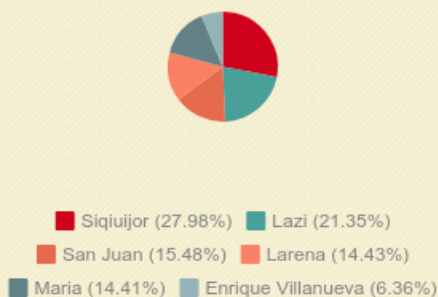


55 years ago,
we were
59,555

If the annual PGR recorded at **1.01** percent during the 2010 to 2015 continues, the population of Siquijor would double in **69** years



Total Population by Municipality, 2015



Among the six municipalities comprising the province of Siquijor, the **municipality of Siquijor** or the capital town was the most populous with a population of **26,861**. **San Juan** was the most densely populated municipality with **335** persons per square kilometer which is **51** persons higher than the provincial population density of **284**




Decentralized Vital Statistics Data

REGISTERED BIRTHS, MARRIAGES & DEATHS January-October 2017

Province of Siquijor

Municipality	Birth	Marriage	Death	Fetal Death
Enrique Villanueva	20	22	29	0
Larena	33	41	59	0
Lazi	142	61	103	0
Maria	51	47	78	0
San Juan	23	62	81	0
Siquijor	1347	125	263	1
TOTAL	1616	358	613	1



Did you know that...?



Based on the 2013 National Demographic and Health Survey

- **One in ten** young Filipino women age 15-19 has begun childbearing.
- **43%** of women age 20-24 are already mothers.
- **One in five** young adult Filipino women age 18-24 had initiated sexual activity before 18.



STATISTICA MYSTICA is the official newsletter of Philippine Statistics Authority (PSA) Siquijor Provincial Statistics Office. The title is patterned to the well known hash tag of Siquijor Province as “*Siquijor the Mystic Island*”. This newsletter is produced quarterly and is available to other NGAs, LGUs, NGOs and to the general public as well. For any comment or suggestion please visit or contact our office with the address and contact number below.

PSA Siquijor PSO
Frontview Bldg. Mabini
Street, Poblacion, Siquijor
6225

Telephone: (035) 344-2002
Telefax: (035) 480-9003
email :psa07.siquijor@gmail.com

Visit our official
 website:
www.psa.gov.ph

